

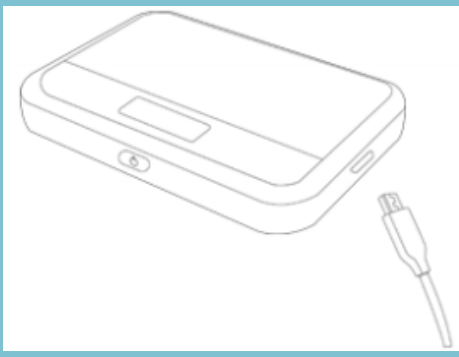
READY TO USE

MY
LOANED
HOTSPOT



1) LET'S CHARGE IT.

Connect the charger to the hotspot. **Use only the charger that came with your device.**



2) CONNECT THE CHARGER TO THE WALL.

It normally takes between 3-5 hours to fully charge the battery



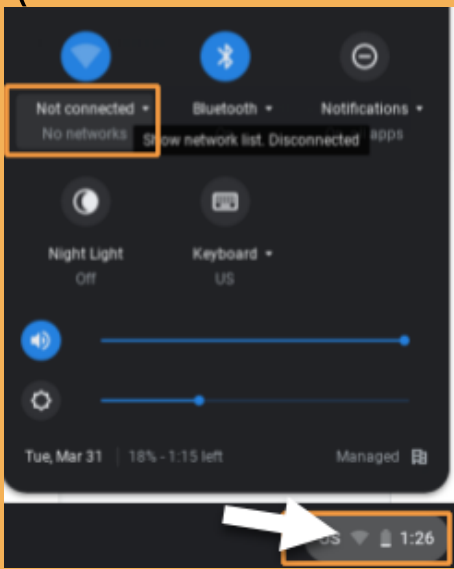
3) TURN THE DEVICE ON

Press the power button on your hotspot, until it turns on



4) LET'S CONNECT

In your Chromebook, select the WIFI from your hotspot
(Franklin T9 XXXX)

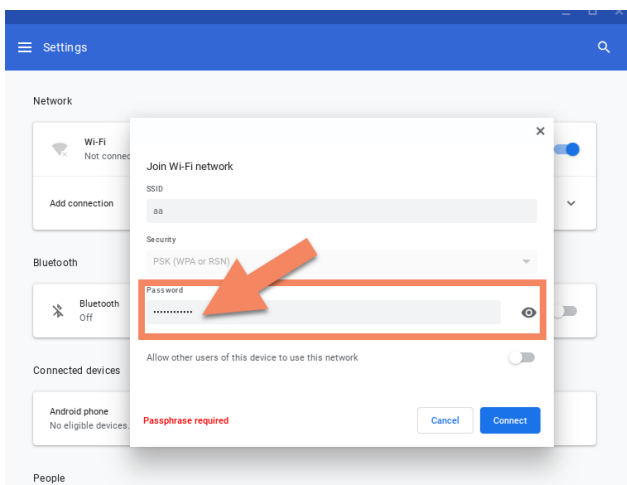


5) FIND YOUR HOTSPOT PASSWORD

When your hotspot display is on, press the power button quickly 3 times until you see the words Password. **Please note the password is case sensitive**



6) ENTER THE PASSWORD IN YOUR CHROMEBOOK



SCAN ME